

















# Symbols Legend









## Audiogram Threshold Symbols

Symbol	Meaning	Symbol	Meaning
	Left air conduction		Right air conduction
	No response to upper limits air conduction, left		No response to upper limits air conduction, right
	Left masked air conduction		Right masked air conduction
	No response to upper limits masked air conduction, left		No response to upper limits masked air conduction, right
	Unmasked bone, left side		Unmasked bone, right side
	No response to upper limits unmasked bone, left side		No response to upper limits unmasked bone, right side
	Masked bone conduction left side		Masked bone conduction right side
	No response masked bone left side		No response masked bone right side

## Tabular View Abbreviations

Symbol	Meaning	Symbol	Meaning
<b>NR</b>	No Response	<b>M</b>	Threshold obtained using masking
<b>TN</b>	Result too noisy	<b>N/A</b>	No threshold obtained
<b>+M</b>	Masking recommended		

## Other Software Symbols

Symbol	Meaning	Symbol	Meaning
	New Patient		Patient Information
	Upload to web portal		Notes
	Add Item / Create New		Reorder Item
	Warning		Download